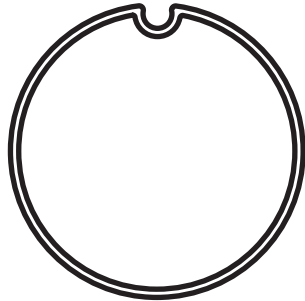



1-3/8" Extruded Tube:

- Used for the LT 30 12V DC motorized shades



1-1/2" Extruded Tube:

- Used for LT 30 12V DC or Sonesse 30 24V DC motorized shades



2-3/8" (60mm) Extruded Tube:

- Used for linked shades
- Used with Sonesse 50 or LT 50 120V AC motorized shades

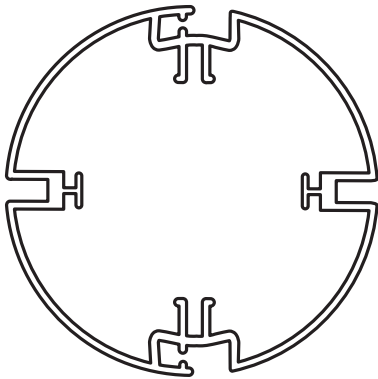
Tube size will be determined by manufacturer based on window size and fabric selection.



Motorized Tubes

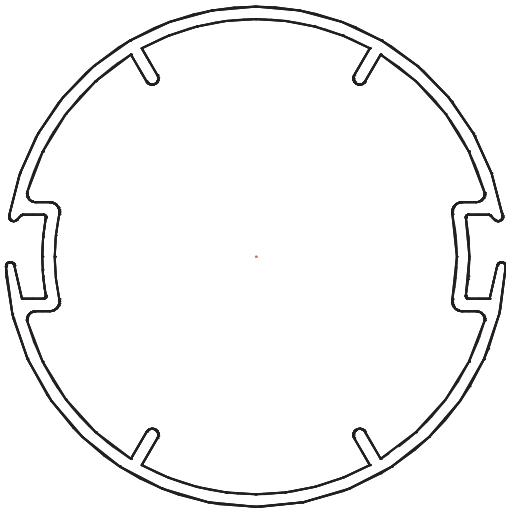
Project:		Date:	
Drawing #:			Scale: Not to Scale

EcoGreen Solar Shades, LLC.
www.EcoGreenSolarShades.com • P: (877) 610-1555 F:(440) 233-1122

Data Sheet**ALUMINUM ROLLER TUBES - MOTORIZED**

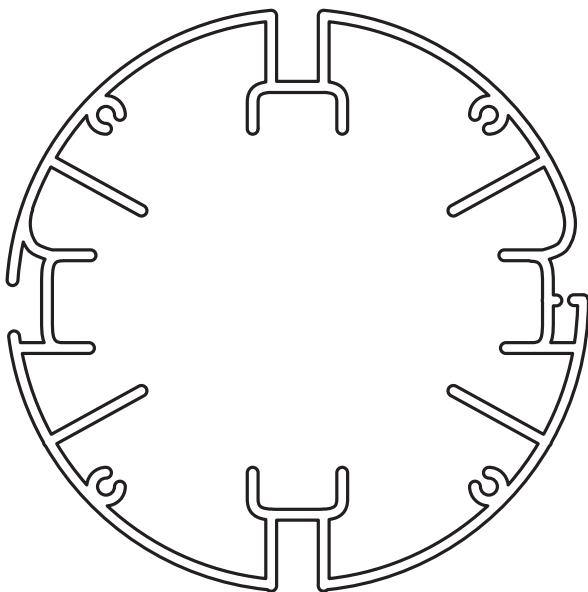
3-1/8" (80mm) Extruded Tube:

- Used with Sonesse 50 or LT 50 120V AC motorized shades



3-15/16" (100mm) Extruded Tube:

- Used with Sonesse 50 or LT 50 120V AC motorized shades



5-1/8" (130mm) Extruded Tube:

- Used with LT 50 120V AC

Tube size will be determined by manufacturer based on window size and fabric selection.